

THE EXPERTS IN INK TRANSFER TECHNOLOGIES



PRINT ACCESSORIES FOR FLEXP Applications


As the growth of the Flexo industry rapidly increases, MDC continues to offer more products to meet our Flexo customer's demands for a variety of quality products used everyday in the pressroom.

Achieve superior results when combining our Flexo Consumables with Doctor Blades by Daetwyler - the industry's trusted leader in precision performance and innovation.




Daetwyler

END SEALS



WHITE AND GRAY FOAM

White & Gray Foam end seals are the most economical seals and are available in various hardnesses. They are used for short runs and are a good match with economical doctor blades choices such as MDC Flexolife.



TAN FOAM

Used most often for process work, Tan Foam end seals are designed mainly to be used with a preground/tipped doctor blade for the cleanest wipe possible.



PRE-SOAKED FELT

Pre-soaked Felt works well with any blade type and is very durable through multiple press stops. Available in three grades, this felt works well with any blade type.



RED DURAFOAM

Red Durafoam is durable for long runs and is designed to match the life of a premium coated doctor blade. Useful when the blade and seal life needs to be predetermined so press stops can be predicted



RED RUBBER AND FELT COMBINATION

Used to extend blade life and designed for long life with multiple press stops. Great for ECG and match for premium coated blades with special designed tips.



MAX LUBE

Part Number : 539104

CLEANING BRUSHES FOR ROLLS



STAINLESS STEEL BRUSH

Designed for cleaning ceramic anilox rolls, each bristle is precision refined to .003" diameter to reach into cells and break up dried ink.

BRASS BRUSH

Designed for cleaning chrome cylinders. These plate brushes clean photopolymer and rubber plates effectively without the worry of damage.

NYLON PLATE BRUSH

Designed for cleaning photopolymer or rubber plates and widely used throughout the printing industry, nylon brushes are non-abrasive and will not harm plates.

HORSEHAIR PLATE BRUSH

Specifically for cleaning photopolymer and rubber plates to prevent damage. Horsehair bristles are softer than nylon bristles and are preferred for high-resolution or high-end graphics plates.

Stainless steel	538912
Brass	538911

Nylon	513477
Horsehair	537771

ANILOX PROTECTION



PRO-MAX PROTECTIVE ROLL COVERS

Keep rolls safe and clean from damage during storage and handling. These fire resistant rolls are available in various materials and are made to fit the cylinder length and diameter in accordance with customer's requirements.



CYLINDER REPAIR KIT

Chips and dings on cylinder ends let particles enter the inking system, causing damage to the roll surface. This easy-to-apply repair putty adheres to ceramic and chrome cylinders and restores your cylinder ends to a like-new appearance.



Part Number 516174

HOOK RARE EARTH MAGNET

Small particles circulating through the inking system can lodge behind the doctor blade and damage the roll. MDC Hook Rare Earth Magnets are field proven and are highly effective in removing particles from doctor blades, ink pump impellers, dried ink, paper dust and other debris.


ADJUSTABLE RARE EARTH MAGNET

The same as the Hook Rare Earth Magnet but includes an adjustable bracket.




SANDON HARD COVER

Protect your anilox with our robust sleeve covers. It is a well-known fact that most anilox damage occurs when moving anilox from the storage system to and from the press.



DOCTOR BLADE SAFETY SHIELD

Protect the worker and the Doctor Blade Tip during setup, when in storage, and whenever handling! Daetwyler's Doctor Blade Safety Shield is long lasting, reusable and comes in convenient 100ft rolls.




Part Number 539361


DOCTOR BLADE SAFETY GUARD

The Doctor Blade Safety Guard offers a customizable option with cut-to-order magnetic blade shields. You specify the size (up to 72") and we'll custom cut the shield to fit. The long-lasting magnetic materials holds tight to blade edges for worry-free safety that doesn't damage the blade edge.

Incorrect Blade Extension Over End Seal




Correct Blade Extension Over End Seal



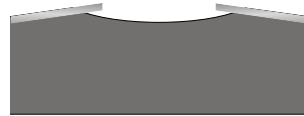
Critical requirement: Blade length should only cover $\frac{1}{2}$ to $\frac{3}{4}$ of the end seal.

Uneven Blade Extension From Left To Right




Uneven blade extension out of holder

Blade Extension



Incorrect



Correct

The doctor blades should be even with the bevels on the seal – not extending into radius zone

Correct placement of end seal allows even contact with anilox

Only extend past radius when using a Mylar plastic as containment



13420 Reese Blvd. West
Huntersville, NC 28078

Phone: 704 948-1261

All Orders: 800 627 1011

Fax: 704 875 0781

E-Mail: infodpr-usnc@daetwyler.com

www.daetwyler-usa.com



Daetwyler